



www.quiltnthings.com



2411 Honolulu Ave., Montrose, CA 91020 Tel: 818.957.2287 Fax: 818.957.0077 Email: daryl@quiltnthings.com

JANUARY FEBRUARY MARCH APRIL 2004

Volume 6 Issue 1



## Visit Our New Website: [www.quiltnthings.com](http://www.quiltnthings.com)

Our website is being updated daily with the latest news about sales, specials, classes, events, trunk shows, web coupons, and much more! Here is a sample of what you'll find there... *Happy Quilting! Daryl Dulsion*

### Home Page

Announcements about specials and contests, including the **Featured Item** of the week. Find out how to enter our monthly **Message Board Contest!**

### About Us

Check out the cool **Animated Shop Tour!** Also **Affiliations** and, for your convenience, **Maps and Directions.**

### Contact

If you wish to subscribe to our **FREE ONLINE NEWSLETTER**, complete the **Feedback Form** on this page. Don't forget to provide comments.

### Events

Up-to-the-minute info about events, including **Sales, Workshops, Trunk Shows, Painted Turtle Sew-In/Knit-Out Events, Quilt Guild Activities,** etc.

### Classes

Comprehensive listing of all upcoming classes, with **color photos of Class Samples and Teachers.** Now you can **Pre-Register** for classes online!

### Newsletter

Check out the **Full Color Newsletter!** The center two pages now contain a monthly **Calendar** showing all classes, sales, and events for your convenience.

### Calendar

Calendar of all **Classes, Sales, Trunk Shows, Workshops, Guild Meetings,** etc. complete with links to the descriptions of these events.

### Messages

Message Board for communicating with the **Online Quilting Community!** Ask questions, post pictures of your quilts...**Participate and feel more connected!**

### Guestbook

**Sign our Guestbook** and let us know what you think of our shop and our website. We appreciate your feedback!

### Specials

Information about **Sale Items** and special **Featured Items** including **Janome Sewing Machines, Koala Sewing Cabinets, and Gifts.** Check here often!

### Links

Links to our **Favorite Websites.**




**The Painted Turtle Sew-In/Knit-Out Events**

Join us each month to make turtle pillows, quilts, & afghans for **The Painted Turtle Camp.** For more info, see Page 2...




**Open House Meet the Teachers!**

**Saturday January 10 11am - 2pm**

- **MEET OUR TEACHERS** and see our new class samples.
- **REGISTER** for classes and receive supply lists.
- **10% OFF** class supplies (for registered classes only)!


Remember, the teachers are here for your benefit...Take the opportunity to meet them and ask questions about their classes, fabric choices, and supplies. **JOIN THE FUN!**

## The Painted Turtle Gang

**Sew-In/Knit-Out Monthly Events**  
**One Saturday**  
**Each Month**  
**10am - 4pm**

**January 24**  
**February 7**  
**March 13**  
**April 10**

**In the Citibank**  
**Community Room**  
**Across the Street**  
**from Quilt'n' Things**



**WANTED! Gang Members** to assemble quilts, knit & crochet afghans, and sew turtle pillows. We need Gang Members who can cut, sew, and/or iron. **FREE** instructions, patterns, and tips provided by Quilt'n' Things!

The Painted Turtle Camp is the most recent addition to **Paul Newman's family of Hole in the Wall Gang Camps** for children with chronic and life threatening illnesses. During the summer, The Painted Turtle Camp will provide a meaningful, medically safe camp experience for children ages 7 to 16 at no cost to the child or to his or her family. They will be able to swim, fish, make arts and crafts projects, horseback ride, play basketball, and many other great activities.

The camp opens Spring 2004 and needs:

- Turtle pillows
- Lap quilts
- Knit & crochet afghans

All items made will be given to future campers.

Help us fill this new Camp with turtle pillows, quilts, and afghans.

**Love ... it does a body good!**

To learn more...Visit the Quilt'n' Things website:  
[www.quiltntthings.com](http://www.quiltntthings.com)



## Janome Sewing Machines

Quilt'n' Things is an authorized satellite dealer for **Janome Sewing Machines**.

Visit our shop for a personal demo of the **Jem Gold**, **6260 Quilters Companion**, and **Memory Craft 10000** (pictured).

**All machines 20% below MSRP!**



## NEW! Koala Sewing Cabinets

Quilt'n' Things is an authorized dealer for **Koala Sewing Cabinets & Chairs**.

This top quality furniture is ideally suited to all your quilting and sewing needs. Maximum storage in minimum space. Ergonomically designed **QuiltMateWorkStation®**.

## FINISH THAT PROJECT!

Finish That Project! will be held twice each month: the second Friday of the month during the day and the last Friday of the month at night.



### DAYTIME SESSIONS


Second Friday of the Month  
 10:30am-4:30pm  
 \$25 per session  
 Feb 13 ♥ Apr 9

◀ **Linda Rasmussen**

Jan 9 ♥ Mar 12  
**Nancy Helpinstill** ▼

### NIGHTTIME SESSIONS

Last Friday of the Month  
 6:00pm-12midnight  
 \$25 per session  
 Jan 30 ♥ Feb 27  
 Mar 26 ♥ Apr 30  
**Nancy Helpinstill** ▶



This is a time to bring any project you want to finish, a time to unwind and have some fun, and let our quilting experts Linda or Nancy help you with all your **UFO's** (Un-Finished Objects).

**SIGN UP TODAY!**

So, gather up your **UFO's** and let's get finished!

## ♥♥♥ Trunk Shows ♥♥♥



### GRANDMA'S POTTED TREASURES

Black Cat Creations  
February 1-29

Have you ever been curious about those Crayola designs? **Grandma's Potted Treasures** is the first in the series of 3 Trunk Shows from Black Cat Creations.

For more information, visit [www.eaglepatterndepot.com](http://www.eaglepatterndepot.com).

### BUTTERFLY GARDEN

Black Cat Creations  
March 1-31

For more beautiful Crayola designs, stop by to see **Butterfly Garden**, the second in the series of 3 Trunk Shows from Black Cat Creations.

For more information, visit [www.eaglepatterndepot.com](http://www.eaglepatterndepot.com).



### PERIWINKLE LANE

Black Cat Creations  
April 1-30

More Crayola designs, **Periwinkle Lane** is the third in the series of 3 Trunk Shows from Black Cat Creations.

For more information, visit [www.eaglepatterndepot.com](http://www.eaglepatterndepot.com).

**If you want to learn the techniques used in making the quilts from this series of 3 Trunk Shows, sign up for Pat Palmer's class!**

### HOFFMAN CHALLENGE

Hoffman California Fabrics  
April 23-May 10

This Trunk Show features winning quilt entries in the **2003 Hoffman Challenge**.


Entries incorporated the Hoffman Black Cherry fabric in their design.

For more information about the 2003 or 2004 Hoffman Challenges, visit: [www.hoffmanchallenge.com](http://www.hoffmanchallenge.com).



### MARK YOUR CALENDAR!

**So you don't miss the opportunity to see these beautiful quilt exhibits. We don't get to keep them long. They are hung as mini-quilt shows for you to enjoy!**



## Voices of the Past Quilt Club

On May 10, 2003, Quilt'n' Things kicked off a new monthly club called **Voices of the Past Quilt Club**.

**Voices of the Past** meets one Saturday and one Tuesday each month. There are over 160 members!

Members received a customized membership/discount card and an autographed copy of the book **Voices of the Past** by Kaye England.

Each month, members attend a meeting where they receive a kit with Civil War reproduction fabrics and instructions for making that month's block. Demonstrations and special discounts are given at the meetings.



These blocks will be assembled into quilts and entered into the **Voices of the Past Viewer's Choice Quilt Contest** September 2004.

### Upcoming Meetings

**Tuesdays 6:00-7:00pm: Jan 13, Feb 10, Mar 9, Apr 13**  
**Saturdays 9:00-10:00am: Jan 10, Feb 14, Mar 13, Apr 10**

For more information, visit the Events and Calendar Pages on the Quilt'n' Things website: [www.quiltntthings.com](http://www.quiltntthings.com).



## MODA HOME

**Are you looking to redecorate your bedroom?**

Visit the Moda Home website: [www.modaforhome.com](http://www.modaforhome.com) and explore the collection of Moda bedding, including western, lodge, and classics, each offering timeless appeal.






Every collection is rich in design, quality, and American charm.



After making your selection, **visit Quilt'n' Things to place your order.**

# It's that time again... GOT QUILT CLASSES?

Choose your next class using these symbols:

-  Beginner Little Experience
-  Intermediate Some Experience
-  Advanced More Experience
-  Sewing machine needed (good working order)
-  Rotary cutting skills required

## BASICS FOR BEGINNERS

### QUILTMaking FOR BEGINNERS

**Ivy Fiske** 7 Sessions \$75  
**Wednesdays: Jan 14, 21, 28; Feb 4, 11, 25; Mar 10** 10:30a - 12:30p  
 or 6:30p - 8:30p  
**Wednesdays: Mar 24, 31; Apr 7, 14, 21; May 5, 19** 10:30a - 8:30p  
 or 6:30p - 8:30p

**Note: The first and second classes are 30 minutes longer.** This class teaches the hand piecing method for making quilts. Let **Ivy** show you how to select your fabric, draft quilt blocks, make templates, mark and cut fabric, and hand piece. Assemble your blocks using sashing, mark and baste your quilt top for quilting, hand quilt, bind the edge and make a quilt label. **Hand quilting kits available.**

### BEGINNING MACHINE PIECING

**Linda Rasmussen** 6 Sessions \$75  
**Mondays: Jan 19, 26; Feb 2, 9, 16, 23** 6:30p - 9:00p  
**Tuesdays: Mar 23, 30; Apr 6, 13, 20, 27** 10:30a - 1:00p  
**Tuesdays: May 4, 11, 25; Jun 1, 8, 15** 6:30p - 9:00p

Let **Linda** teach you all the basic skills required to successfully start making quilts using your sewing machine, rotary cutter and all of the wonderful tools for the quiltmaker of today. Learn how to cut, sew, press, and complete a project with accuracy and ease. Great for beginners and for those who are after some "Hot Tips" and pointers.

### BINDING BASICS

**Linda Rasmussen** 1 or 2 Sessions \$30  
**Sunday: January 25** 11:00a - 5:00p\*  
**Sunday: April 18** 11:00a - 5:00p\*  
**Thursday: May 13 & 27** 6:00p - 9:00p

Learn to make a binding that will be the perfect frame for your fabulous quilt! Let **Linda** show you how to make nicely mitered corners and an "almost invisible" flat join at the end. Lots of tips on dealing with common quilting problems will be shared, as will tips on borders, backings, and battings. A beautifully done binding is the perfect finishing touch!

*\*Bring your own lunch*

### HEIRLOOM MACHINE QUILTING

**Renae James** 1 Session \$35  
**Saturday: January 31** 10:00a - 3:00p  
**Saturday: March 27** 10:00a - 3:00p

So many quilt tops...so little time. Let **Renae** guide you through the basics of machine quilting in this fun workshop. Straight line, free motion, echo, and stipple techniques will be covered as well as binding and tips for quilting large quilts. Let's turn those tops into quilts! **Kits available.**

### BEGINNING MACHINE APPLIQUÉ

**Evelyn Van Orden** 1 Session \$20  
**Monday: February 9** 2:30p - 5:30p  
**Monday: March 8** 2:30p - 5:30p

Do you wish to learn the basics of machine appliqué? In this class, you will learn how easy, fun, and useful machine appliqué can be! **Evelyn** will teach you the basics including satin stitch, blanket stitch, and invisible zigzag. She will also explore appliqué design, cutting, piecing, sashing, finishing, and embellishing options.

### HAND QUILTING

**Mary Ann Andrews** 3 Sessions \$45  
**Wednesdays: Mar 31; Apr 7, 21** 1:30p - 4:00p

**Master Quilter Mary Ann** will teach you all the basics from tools, to marking, to quilting. This class will also cover beginning classic quilt pattern design. Master the rocking technique and quilt like a professional. **Hand quilting kits available.**

## CLASS REGISTRATION POLICIES

- ▶ **Pre-Registration** is required.
- ▶ **Class Fee** is due at the time of registration.
- ▶ **Cancellation by the Shop:** Refund or credit will be given for the class.
- ▶ **Class Cancellation by the Student:** No refund or credit will be given unless the student notifies Quilt'n' Things a minimum of 7 days prior to the class. We remain firm on this policy to be fair to our teachers and other students.
- ▶ **Supply List:** When you take a class, you need to pick up your supply list and view the sample prior to the day of the class. The majority of our teachers have specific supply requirements so that you will get the maximum benefit from their instruction.
- ▶ **Basic Sewing Supplies Include:** Scissors, rotary cutter & mat, pins, needles, seam ripper, ruler, thimble, thread, and other supplies that you individually prefer.
- ▶ **For Machine Classes:** Please be thoroughly familiar with your machine. Have your machine in good working order. Bring all the gadgets you need (cords and presser feet).
- ▶ **Only Paid Students May Attend Class.** Please do not ask to bring guests or your children to your class.

If you are reluctant to sign up for a class because your sewing machine needs some TLC or is in a cabinet, we have one **Bernina 1008**, one **Jem Gold**, and one **6260 Quilter's Companion** for classroom use. Just let us know if you would like to reserve a machine in your name.

Unless otherwise specified, in our quilt classes, you will make the top only. Separate classes are available to finish your quilt with basting, quilting, and binding.

We appreciate your support by **purchasing class supplies at Quilt'n' Things.** To show our thanks to all our supporting customers, we give you our **Fabric Card.** With every non-sale fabric purchase, the amount goes on your Fabric Card. When you reach \$200.00, you will receive a 20% discount on any fabric purchase of your choice.



Look for the piggy bank.  
It means this class is very economical...

## CLASSES FOR EVERYONE

### \* NEW \* MORE QUILTED PHOTOGRAPHY

**Tammie Bowser**

**Thursday: January 8**

**Thursday: January 29**

**Monday: February 16**

**Thursday: April 22**

**1 Session \$65**

**10:30a - 4:30p**

**10:30a - 4:30p**

**10:30a - 4:30p**

**10:30a - 4:30p**

Tammie will show you how to transform ordinary fabric "scraps" in to unbelievably beautiful photographic quilts! The quilts look intricate and difficult to make, but it's easy.... Each Impressionist photo quilt takes only a few hours to make and you'll learn all my newest techniques! Your friends will gasp in amazement when they realize your quilt is really a photograph! As seen on HGTV's *Simply Quilts* (Episode #918).

### \* NEW \* FINISH THAT PROJECT!

**Linda Rasmussen & Nancy Helpinstill**

**Fridays: Jan 9; Feb 13; Mar 12; or Apr 9**

**Fridays: Jan 30; Feb 27, Mar 26; or Apr 30**

**8 Sessions \$25 each**

**10:30a - 4:30p**

**6:00p - 12midnight**

This workshop will be held twice each month: the second Friday during the day and the last Friday at night. The daytime sessions will be taught by Linda (Jan 9 & Mar 12) and by Nancy (Feb 13 & Apr 9). The nighttime sessions will be taught by Nancy. This is a time to bring any project you want to finish, a time to unwind and have some fun, and let Linda or Nancy help you will all your UFO's (Un-Finished Objects).

### \* NEW \*

### TAKE ALONG HEXAGON PROJECTS

**Melinda Junger**

**Friday: January 16**

**Tuesday: February 17**

**1 Session \$15**

**12:30p - 3:30p**

**12:30p - 3:30p**

Do you often want a small stitching project you can take along with you while riding in a car, waiting in the office for your doctor's appointment, etc.? You will learn two different methods of doing hexagon hand piecing. These hexagons can easily be made into blocks for quilts, placemats, or pillows.

### \* NEW \* HIDE & SEEK

**Beverly Van Cleave**

**Tuesday: January 20 & February 3**

**2 Sessions \$35**

**11:00a - 2:00p**

This beautiful bed-size quilt is fast and easy. Perfect for beginners, it uses only 4 large blocks, 4 borders and 7 fabrics. So choose your favorite coordinating fabrics and join the fun.

### OVER 40 APPLIQUÉ

**Mary Ann Andrews**

**Tuesdays: Jan 20, 27; Feb 3, 17**

**4 Sessions \$50**

**6:30p - 9:00p**

What are *Over 40 Appliqué Patterns*? Quite simply, they are traditional appliqué patterns that have been enlarged to fit a 36" (finished) quilt block. The inner curves have been softened...some pieces have been divided into two...all to make the pieces easier for those aging hands and eyes to handle. And an added bonus--4 blocks and a simple border make a bed-sized quilt! Let *Master Quilter Mary Ann* show you the basics of hand appliqué, including needle turn, freezer paper, stems, circles, reverse appliqué, "no baste", and more with these simplified patterns.

### \* NEW \* BEGINNERS LUCK

**Francine Loomis**

**8 Sessions \$15 ea or \$80 for 8\***

**Wed: Jan 21, 28; Feb 11, 18; Mar 3, 10; Apr 14, 28 1:00p - 3:30p**

This new series of 8 classes by Francine is designed to impart some basic sewing skills to our quilters. Some quilters have not sewn anything before the short straight lines of quilt blocks! Classes will be a combination of lecture, demonstration, and workshop. Each class will be a very basic introduction to one or more sewn items. Some classes will require a purchased pattern, others will include a pattern in class fee as hand-out sheets. Items included in this series will be: Jan 21: **Aprons**; Jan 28: **Tablecloth, Napkins, Placemats**; Feb 11: **Crib Sheets, Bunting Wrap, Hooded Bath Towel**; Feb 18: **Boxer Shorts**; Mar 3: **Pajama Bottoms**; Mar 10: **Baby Dress or Bubble Suit**; Apr 14: **Quilter's Tote Bag**; Apr 28: **Big Shirts**.

*\*See supply list for each class.*

### \* NEW \* QUIK! BABY QUILTS

**Nan Maples**

**Saturday: January 24**

**1 Session \$35**

**11:00a - 5:00p**

We know you have so little time. Learn how to knock out simple, but impressive, baby quilts 3 at a time(!) for those times when folks are multiplying faster than you think you can sew. Nan will share all the efficiencies and production techniques in this production-oriented class.

### \* NEW \* WOOL FELT PROJECTS

**Melinda Junger**

**Tuesday: January 27**

**Friday: February 6**

**1 Session \$15**

**12:30p - 3:30p**

**12:30p - 3:30p**

Make a wool felt project for Halloween or Christmas, or choose any wool felt project or kit available in the shop. Melinda made those wonderful wool felt samples you've seen in the shop. She will teach you how to find designs in your projects, transfer the pattern pieces to your wool felt, cut the wool felt, stitch it to the background, embroider it using the blanket & stem stitch, lazy daisy, and French Knot stitches, and finally add a backing. **Wool Felt Kits and fabric pieces available.**

### GARDEN TWIST QUILT

**Linda Rasmussen**

**Thursdays: January 29 & February 5**

**Fridays: April 2 & 16**

**2 Sessions \$35**

**6:00p - 9:00p**

**10:00a - 1:00p**

The twist pattern was introduced in the book *Treasures in Needlework* published in 1870. The design looks very intricate but is composed of two easy blocks and uses two colors, one light and one dark, to achieve a 3-dimensional look. A large floral bouquet print is used for the third fabric to create a "trellis in the garden" effect. Let Linda show you how easy it is to make this quilt.

### \* NEW \*

### SQUARE IN A SQUARE IN A SQUARE

**Nan Maples**

**Sunday: February 1**


**1 Session \$35\***

**11:00a - 5:00p**



Need a quick and impressive quilt to give as a gift (or keep for yourself)? This design goes together quickly and shows off good quality long arm quilting to get it done fast! Center squares can be used to feature either a focus fabric or a quilting motif. Worried about those points? No problem. Learn the **Fudge Factor Method** from Nan! *\*Bring your own lunch.*



## JANUARY 2004



Sun	Mon	Tue	Wed	Thu	Fri	Sat
<i>Happy New Year!</i>			Dec 31 Shop Closes at 3:00pm	1  New Year's Day Shop Closed	2	3 Jan Krentz: SUMMER SALSA-1 Baby Bronco
4	5 Shop Closed	6	7	8 Quilted Photogrphy	9 FINISH that Project!	10 VOICES of the Past OPEN HOUSE MEET THE TEACHERS
11	12 Shop Closed	13 VOICES of the Past	14 Quiltmaking for Beg 10:30a & 6:30p	15	16 Take Along Hexgns	17
18	19 Shop Closed MLK Day (observed) Scrubs Made Easy Beg Mach Piecing	20 Hide & Seek Over 40 Appliqué	21 Quiltmaking for Beg 10:30a & 6:30p Beginners Luck	22 Pins & Needles Mtg	23 Doodle & Do	24 PAINTED TURTLE Quik! Baby Quilts
25 Binding Basics	26 Shop Closed Scrubs Made Easy Beg Mach Piecing	27 Wool Felt Projects Over 40 Appliqué	28 Quiltmaking for Beg 10:30a & 6:30p Beginners Luck	29 Quilted Photogrphy Garden Twist	30 Doodle & Do  FINISH that Project!	31 Heirloom Mach Quilt

## FEBRUARY 2004



Sun	Mon	Tue	Wed	Thu	Fri	Sat
1 SOUPER BOWL SALE & SEW-IN Sq in a Sq in a Sq	2 Shop Closed Beg Mach Piecing	3 Hide & Seek Over 40 Appliqué	4 Quiltmaking for Beg 10:30a & 6:30p	5 Cozy Coat Garden Twist	6 Wool Felt Projects Cats' Pajamas	7 PAINTED TURTLE Almost Instant Quilt
8 Instant Pillowcase	9 Shop Closed Photo Transfer Beg Mach Appliqué Beg Mach Piecing	10 Mgc Stack'n'Whack  VOICES of the Past	11 Quiltmaking for Beg 10:30a & 6:30p Beginners Luck	12 Cozy Coat Strappy Jumper	13 FINISH that Project!	14  Valentine's Day VOICES of the Past
15 Raggedy Hearts	16 Shop Closed Beg Mach Piecing	17 Take Along Hexgns Over 40 Appliqué	18 Beginners Luck	19 Cozy Coat  Pins & Needles Mtg	20 Freddy's Schoolhse Cats' Pajamas	21 Plaid 9-Patch Jewel Box
22 Raggedy Hearts	23 Shop Closed Camp Shirt Beg Mach Piecing	24	25 Quiltmaking for Beg 10:30a & 6:30p	26 Cozy Coat Strappy Jumper	27 Freddy's Schoolhse  FINISH that Project!	28 Plaid 9-Patch Jewel Box
29 Kimono Quilt						<p>QUILT'n' THINGS SHOP HOURS:            Closed Monday ♥ Tuesday: 10am-7pm ♥ Sunday: 12-4pm            Wednesday, Thursday, Friday, Saturday: 10am-5pm            Tel: 818-957-2287 ♥ Fax: 818-957-0077 ♥ Web: www.quiltntthings.com</p>



### MARCH 2004



Sun	Mon	Tue	Wed	Thu	Fri	Sat
	<b>1</b> Shop Closed Camp Shirt Berries 'n' Vines	<b>2</b> Ohio Star Strippy Rag Quilt Round	<b>3</b> Beginners Luck	<b>4</b> Cozy Coat T-Shirt Quilt	<b>5</b> Color by the Yard Asian Fan Purse	<b>6</b> Color by the Yard
<b>7</b> Floral Trellis	<b>8</b> Shop Closed Photo Transfer Beg Mach Appliqué	<b>9</b> Ohio Star Strippy  VOICES of the Past	<b>10</b> Quiltmaking for Beg 10:30a & 6:30p Beginners Luck	<b>11</b>	<b>12</b> Garden Girls FINISH that Project! Asian Fan Purse	<b>13</b> VOICES of the Past PAINTED TURTLE Cathedral Windows
<b>14</b> Floral Trellis	<b>15</b> Shop Closed Berries 'n' Vines	<b>16</b> Ohio Star Strippy	 <b>17</b> Happy St. Patrick's Day!!!	<b>18</b>	<b>19</b> <i>Glendale Quilt Show</i>	<b>20</b> <i>Glendale Quilt Show</i> <i>National Quilting Day</i>
<b>21</b> <i>Glendale Quilt Show</i>	<b>22</b> Shop Closed Crayola 101	<b>23</b> Beg Mach Piecing Wild Things	<b>24</b> Quiltmaking for Beg 10:30a & 6:30p	<b>25</b>  Pins & Needles Mtg	<b>26</b> Garden Girls Pajama Party  FINISH that Project!	<b>27</b> Heirloom Mach Quilt
<b>28</b> Cats' Pajamas	<b>29</b> Shop Closed Crayola 101 Berries 'n' Vines	<b>30</b> Beg Mach Piecing Hawaiian Quilting	<b>31</b> Quiltmaking for Beg 10:30a & 6:30p	<b>QUILT'N' THINGS SHOP HOURS:</b> Closed Monday ♥ Tuesday: 10am-7pm ♥ Sunday: 12-4pm Wednesday, Thursday, Friday, Saturday: 10am-5pm Tel: 818-957-2287 ♥ Web: www.quiltnthings.com		

### APRIL 2004

Sun	Mon	Tue	Wed	Thu	Fri	Sat
<i>Happy Easter</i>				<b>1</b> April Fool's Day! Paper Pieced Smplr	<b>2</b> Garden Twist Instant Table Runner	<b>3</b> Almost Instant Quilt
<b>4</b> Cats' Pajamas	<b>5</b> Shop Closed Crayola 101	<b>6</b> Beg Mach Piecing Hawaiian Quilting	<b>7</b> Quiltmaking for Beg 10:30a & 6:30p Hand Quilting	<b>8</b> Paper Pieced Smplr	<b>9</b> FINISH that Project! Raggedy Hearts	<b>10</b> VOICES of the Past PAINTED TURTLE
 <b>11</b> HAPPY EASTER!  Shop Closed	<b>12</b> Shop Closed Crayola 101	<b>13</b> Beg Mach Piecing  VOICES of the Past	<b>14</b> Quiltmaking for Beg 10:30a & 6:30p Beginners Luck	<b>15</b> Paper Pieced Smplr	<b>16</b> Garden Twist Instant Pillowcase	<b>17</b> Magic Stack'n'Whack
<b>18</b> Binding Basics	<b>19</b> Shop Closed	<b>20</b> Beg Mach Piecing Hawaiian Quilting	<b>21</b> Quiltmaking for Beg 10:30a & 6:30p	<b>22</b> Quilted Photography  Pins & Needles Mtg	<b>23</b> Raggedy Hearts	<b>24</b> String Quilt Hand Dyed/Strip Tease
<b>25</b>	<b>26</b> Shop Closed	<b>27</b> Beg Mach Piecing Hawaiian Quilting	<b>28</b> Beginners Luck	<b>29</b> Paper Pieced Smplr	<b>30</b>  FINISH that Project!	

**\* NEW \*  CATS PAJAMAS **

**Nancy Helpinstill** 2 Sessions \$35  
**Fridays: February 6 & 20** 6:00p - 9:00p  
**Sundays: March 28 & April 4** 1:00p - 4:00p  
 These kitties are all dressed for bed! Make their pajamas in cute flannel prints or traditional menswear stripes. Animal lover **Nancy** wants you to come see our example of pajama-clad puppies, also! You will learn to machine piece the background and machine appliqué these adorable kitties or puppies--your choice. *Sample Quilt by Eliana Gatti.* **Fat Eighth Bundles available.**

**\* NEW \*  ALMOST INSTANT QUILT **

**Nancy Helpinstill** 1 Session \$40  
**Saturday: February 7** 10:00a - 5:00p  
**Saturday: April 3** 10:00a - 5:00p  
 You've seen it on HGTV's *Simply Quilts*. Now let **Nancy** teach you to make one of your own. It's the perfect quilt for picnics, sofa cuddling, or wrapping up your favorite person. You quilt as you sew, making this a quilt you can finish in 6 hours or less! And...it's reversible!

**\* NEW \*  INSTANT PILLOWCASE  **

**Nancy Helpinstill** 1 Session \$15  
**Sunday: February 8** 1:00p - 4:00p  
**Friday: April 16** 6:00p - 9:00p  
 What a great idea! Make a pillowcase to match your quilt! Or make a special one for your visiting grandchild. **Nancy** will show you how to make one with just 2 seams. Really! **Pillowcase kits available.**

** PHOTO TRANSFER**

**Evelyn Van Orden** 1 Session \$20  
**Monday: February 9** 10:30a - 1:30p  
**Monday: March 8** 10:30a - 1:30p  
**Evelyn** will teach you the highest quality methods of transferring your photos to fabric. Not all photo transfer methods are equal! Different methods will be demonstrated, and the advantages and disadvantages of each will be explained. Samples of her original designs that incorporate photos into quilts, quilt labels, pillows, wearable art, and off-the-rack clothing will be shown. **Kit available.**

** MAGIC STACK 'n' WHACK **

**Mary Pavlovich** 1 Session \$35  
**Tuesday: February 10** 10:30a - 4:30p  
**Saturday: April 17** 10:30a - 4:30p  
**Stack N' Whack is back!** **Mary P.** has without a doubt the best and most fun technique for making these incredible quilts. She also teaches a technique that uses less fabric over all and a trick for using the scrap pieces left over. You will really enjoy making this exciting quilt and want to make more and more...

**\* NEW \*  RAGGEDY HEARTS **

**Nancy Helpinstill** 2 Sessions \$35  
**Sundays: February 15 & 22** 1:00p - 4:00p  
**Fridays: April 9 & 23** 6:00p - 9:00p  
 Another great quilt idea for Valentine's Day. You don't have to worry about matching seams or fabrics. If your hearts are off, it just adds whimsy. After it is all made, machine wash and dry and the edges of the hearts will fray and give it a whimsical look.

**\* NEW \*  FREDDY'S SCHOOLHOUSE **

**Renaë James** 2 Sessions \$35  
**Fridays: February 20 & 27** 10:30a - 1:30p  
 Freddy Moran's motto is "10 colors don't work, but 100 do!" **Renaë** will teach you how to build a colorful House Quilt using Freddy's original Schoolhouse block design. Refresh your fabric collection and unlock your creativity to make bold color statements with your quilts. **Bright Fat Quarter Bundles available.**

**\* NEW \*  PLAID 9-PATCH **

**Bettie Blauser** 2 Sessions \$35  
**Saturdays: February 21 & 28** 10:00a - 1:00p  
 This fun and easy quilt can be done using plaids or flannels or just plain cotton. **Bettie** says this is a great quilt for those cold winter afternoons.

**\* NEW \*  JEWEL BOX **

**Bettie Blauser** 2 Sessions \$35  
**Saturdays: February 21 & 28** 2:00p - 5:00p  
 Using the *Quilt-In-A-Day* book, follow along as **Bettie** shows you how easy this marvelous looking quilt is to make.

**\* NEW \*  RAG QUILT IN THE ROUND **

**Francine Loomis** 2 Sessions \$30  
**Tuesdays: February 24 & March 2** 6:00p - 8:30p  
 Taking the fabulous, fun and fast Rag Quilt a step further, **Francine** will show you how to make this favorite using circles. Don't panic! You cut circles but only sew straight lines. When you are done sewing the circles together, you only have the clipping to do, NO quilting, AND your quilt has wonderful scalloped borders and you didn't sew a single curve!

**\* NEW \*  KIMONO QUILT **

**Francine Loomis** 1 Sessions \$25  
**Sunday: February 29** 12:00p - 4:00p  
 Many of us love the rich colors and prints of Asian fabrics. This quilt is a great pattern to show off your collection. Each little Kimono is made using a different fabric. This pattern is unique because it shows the front view of the kimono. Those wishing to participate can also take part in a fabric trade that **Francine** will organize before the afternoon of class.

**\* NEW \*  BERRIES 'n' VINES **

**Pat Palmer** 3 Sessions \$35  
**Mondays: March 1, 15, 29** 6:00p - 8:00p  
 Easy machine piecing and large appliqué pieces make this quilt easy enough for the beginner, yet looks much more advanced. Quilters of all skill levels will enjoy making this beautiful quilt. **Pat** will show you how to use **Triangles On A Roll** for easy piecing and you will also learn freezer paper appliqué with this project. This quilt is approximately 69" X 69" and makes a large wall hanging quilt, or you can add additional borders to make a king size quilt.

**\* NEW \*  OHIO STAR STRIPPY **

**Beverly Van Cleave** 3 Sessions \$45  
**Tuesdays: March 2, 9, 16** 11:00a - 2:00p  
 Stars! Stars! And more stars! Let **Beverly** show you how to make Ohio stars with Civil War Reproduction fabrics combined with a large floral and background fabrics for a beautiful large strippy quilt.

 **T-SHIRT QUILT** 

**Francine Loomis**

**Thursdays: March 4 & 11**

Make the perfect memory quilt using all those favorite T-shirts. Great 'off to college' quilt, or graduation quilt, or macho quilt for the guys in your life. Let **Francine** teach you the tricks on how to handle the stretchy fabric that makes this quilt fun and easy.

**2 Sessions \$30**

**6:00p - 8:30p**

**\* NEW \***  **COLOR BY THE YARD** 

**Nancy Helpinstill**

**Friday: March 5**

**Saturday: March 6**

Pick a colorway and run with it! This quilt looks great in brights, florals, reproductions, batiks, baby prints--you name it. Learn to use your left over snippets to make a pieced border. It's all great fun!

**1 Session \$35**

**11:00a - 5:00p**

**11:00a - 5:00p**

**\* NEW \***  **FLORAL TRELLIS** 

**Nancy Helpinstill**

**Sundays: March 7 & 14**

What a perfect quilt for Spring--a trellis abloom with floral prints galore. **Nancy** shows you how careful placement is the key to balancing your design and making your stitching a breeze!

**2 Sessions \$35**

**1:00p - 4:00p**

**\* NEW \***  **GARDEN GIRLS** 

**Rena James**

**Fridays: March 12 & 26**

A fun 1930's quilt! (or not 30's) Who doesn't love Sunbonnet girls? Create your very own in this fun workshop.

**2 Sessions \$35**

**10:30a - 1:30p**

 **CATHEDRAL WINDOWS** 

**Ivy Fiske**

**Saturday: March 13**

**Ivy** will teach both hand and machine methods. A wonderful old-time pattern with "curve" appeal. A perfect take-along project for wherever you might be and a great way to use up your scraps.

**1 Session \$20**

**12:00p - 4:00p**



**Shop Hours**

**Mon: Closed**  
**Tue: 10:00 am-7:00 pm**  
**Wed, Thu, Fri, Sat: 10:00am - 5:00pm**  
**Sunday: 12:00 - 4:00pm**

**Quilt'n' Things Holiday Schedule**

**New Year's Eve, Wednesday, Dec 31:**  
 Shop Closes Early at 3:00pm  
  
**Shop Will Be Closed:**  
**New Year's Day: Thursday, Jan 1**  
**Easter Sunday: Sunday, Apr 11**  
**Mother's Day: Sunday, May 9**

**\* NEW \***  **CRAYOLA 101** 

**Pat Palmer**

**Mondays: March 22 & 29**

**Mondays: April 5 & 12**

Here's an exciting new way to make a great quilt! In the first class, **Pat** will show you the crayola techniques and in the second class, you will learn how to assemble them into a quilt. Attend this class and feel like a kid again. Lots of fun ... and easy too! Pick the patterns from the ones available at the shop, get your box of crayons and let's get started. **Come and see the Trunk Shows scheduled at Quilt'n' Things in February, March and April.**

**2 Sessions \$35**

**10:30a - 12:30p**

**6:00p - 9:00p**

**\* NEW \***  **PAJAMA PARTY** 

**Beverly Van Cleave**

**Friday: March 26**

Grab your jammies or something comfy and join your friends for an evening of fun doing what we like-sewing. The project for the evening is **Whistlestop**, a scrappy flannel quilt. So gather your flannels and join **Beverly** for a fun evening including food!

**1 Session \$45**

**6:00p - 12midnight**

 **HAWAIIAN QUILTING**

**Mary Ann Andrews**

**Tuesdays: March 30; April 6, 20, 27**

Legend says that the shadow of a tree on a piece of fabric inspired the first Hawaiian quilt. Today, most designs are still inspired by the lush tropical foliage of the islands. Join **Master Quilter Mary Ann** in this class to learn how to make one of these beautiful quilts, from cutting and basting the design, through the applique techniques involved, to marking, quilting and binding your completed top.

**4 Sessions \$50**

**6:30p - 9:00p**

 **PAPER PIECED SAMPLER** 

**Linda Rasmussen**

**Thursdays: April 1, 8, 15, 29; May 6**

**Linda** will guide you through the basics of Paper Piecing using the book **Paper Piecing with Alex Anderson**. Starting with the simple Square in a Square Block and following with Kaleidoscope, Pineapple, Flying Geese, and the stunning New York Beauty, you'll learn the techniques that make paper piecing so satisfying! Make a sampler or choose just one of the blocks to make a whole quilt. Perfect blocks every time!

**5 Sessions \$50**

**6:30p - 8:30p**

 **STRING QUILT** 

**Bettie Blauser**

**Saturdays: April 24 & May 1**

This quilt is a favorite among quilters. You will find yourself making this quilt over and over again. Each one looking different from the last one. This quilt is Fun, Fast, and Fabulous! You won't want to miss out on this one!

**2 Sessions \$35**

**10:00a - 1:00p**

**\* NEW \***  **HAND DYED/STRIP TEASE** 

**Bettie Blauser**

**Saturdays: April 24 & May 1**

Hand dyed fabrics with a new twist. In the first of two classes you will learn how easy it is to hand dye your own fabric using freezer bags. In the second class, **Bettie** will show you how to put together a stunning "Art" wall quilt using Ricky Tim's designs. You will love this class! **Sewing machine and rotary cutter needed in 2nd class only.**

**2 Sessions \$35**

**2:00p - 5:00p**

## WEARABLES & GIFT IDEAS

**\* NEW \*** **SCRUBS MADE EASY**

**Geraldine Robinson**

**Monday: January 19 & 26**

This is a very basic sewing class. **Geraldine** will show you how to cut out scrub tops and sew the V-neck with a very simple technique. If you were worried about making a V-neck, this class makes it very simple.

**2 Sessions \$35**

**10:30a - 1:30p**

**DOODLE & DO Sweatshirt Jacket**

**Ivy Fiske**

**Fridays: January 23 & 30**

Do you like sweatshirts? How about a sweatshirt jacket? **Ivy** brings us another adorable fusible wearable from **Goodies From Grandma**. Appliqué with fusible paper backed material and learn embroidery stitches to finish your garment.

**2 Sessions \$35**

**12:00p - 4:00p**

**\* NEW \*** **COZY COAT**

**Louise Sutton**

**Thursdays: Feb 5, 12, 19, 26; Mar 4**

This attractive fingertip length coat by **Louise** won the prestigious **Viewer's Choice Award** at the Glendale Quilt Show in March 2003. The simplicity of the design provides opportunity for many variations including a shorter length, choices of fabrics, and styles of embellishment. Basic sewing skills and a willingness to explore new techniques are required to create this beautiful loose-fitting coat. It's fun to make and comfortable to wear. *Must know how to use your sewing machine.*

**5 Sessions \$65**

**10:30a - 1:30p**

**STRAPPY JUMPER**

**Linda Rasmussen**

**Thursdays: February 12 & 26**

Using the pattern from **Violets are Blue Collection**, you will make this fun bib front jumper with double straps, adjustable side tabs and cargo pockets. This jumper's versatile size range of 4 to 22 makes this jumper wearable for all sizes and shapes! Come sew with **Linda!** All cotton/linen blends and barkcloths (perfect for this jumper) are **ON SALE NOW** at Quilt'n' Things.

**2 Sessions \$35**

**6:00p - 9:00p**

**\* NEW \*** **CAMP SHIRT**

**Geraldine Robinson**

**Mondays: February 23 & March 1**

This class teaches the technique of making camp shirts with collars. You need to have knowledge of basic sewing skills. You will learn how to set in pockets, how to top stitch, along with how to make button holes. Surprise a man in your life using one of the fabulous Hoffman, Alexander Henry, Michael Miller, or Timeless Treasures fabrics to make him a shirt. Or make one for yourself. **Geraldine** teaches you how to make your shirt with a straight or rounded hem.

**2 Sessions \$35**

**10:30a - 1:30p**

**\* NEW \*** **ASIAN FAN PURSE**

**Francine Loomis**

**Fridays: March 5 & 12**

This fun bag can be quite a chameleon! Make it dressy or casual themed, in silkies or cottons. Make it small, medium or as large as you like. This bag is constructed from very easy foundation piecing. Detailing is added with decorative machine stitching and finishing touches are added by hand. Come in to the shop and see the different faces this little chameleon has become as an evening bag, an Asian Fan, a cosmetic bag, and more!

**2 Sessions \$15**

**6:30p - 8:00p**

**\* NEW \*** **WILD THINGS**

**Francine Loomis**

**Tuesdays: March 16 & 23**

This class will use the pattern **Wild Things** by **Caught Up in Stitches**. **Francine** loves embellished denim shirts and sweatshirts, so she asks herself, "Why didn't I think of this?" With this pattern you use 2 T-shirts to make a T-shirt cardigan set. Decorate your set for Easter, spring or summer. Class dates will give you plenty of time to finish before Easter.

**2 Sessions \$35**

**6:00p - 8:00p**

**INSTANT TABLERUNNER**

**Nancy Helpinstill**

**Friday: April 2**

Our most popular class! No one can believe how easily these elegant table runners go together--in about 2 hours--and they're so much fun to make! Choose your favorite colors or seasonal fabrics and let **Nancy** show you how to make one for every occasion. Start or add to your own collection or make them for hostess gifts. Come see our many samples in the shop. **Table Runner Kits available.**

**1 Session \$15**

**6:00p - 9:00p**

25th  
Annual  
Glendale  
Quilt  
Show



Burbank Airport Hilton Hotel  
Friday, March 19  
Saturday, March 20  
Sunday, March 21

FREE SHUTTLE from  
Quilt'n' Things to the Show.  
Let us know ahead of time if  
you're interested in the Shuttle.

Don't forget to visit the  
Quilt'n' Things Booth!

For more info, visit the  
Glendale Quilt Guild website:  
[www.glendalequiltguild.org](http://www.glendalequiltguild.org)

## What's New and Upcoming

Sign up for our Email Newsletter  
"What's New and Upcoming" \*



\* And receive 30% DISCOUNT\*\* on one regular priced item.

You will receive reminders and information via email about:  
Sales ♥ Trunk Shows ♥ Quilt Exhibits ♥ Special Guests  
New Arrivals ♥ And Much Much More

Just visit our website [www.quiltntthings.com](http://www.quiltntthings.com).

Go to the Home Page, then click on the text:

"Please join our email newsletter mailing list."

[Please don't sign up again if you're already on our email list]

\*\*Discount does not apply to special order items, classes, sewing machines, or sewing cabinets.



## INDEX OF CLASSES

Class Title	Page	Class Title	Page
*NEW* ALMOST INSTANT QUILT.....	8	*NEW* INSTANT PILLOWCASE.....	8
*NEW* ASIAN FAN PURSE.....	10	INSTANT TABLERUNNER.....	10
*NEW* BEGINNERS LUCK.....	5	JEWEL BOX.....	8
BEGINNING MACHINE APPLIQUE.....	4	*NEW* KIMONO QUILT.....	8
BEGINNING MACHINE PIECING.....	4	MAGIC STACK 'n' WHACK.....	8
*NEW* BERRIES 'n' VINES.....	8	*NEW* MORE QUILTED PHOTOGRAPHY.....	5
BINDING BASICS.....	4	*NEW* OHIO STAR STRIPPY.....	8
*NEW* CAMP SHIRT.....	10	OVER 40 APPLIQUE.....	5
CATHEDRAL WINDOWS.....	9	*NEW* PAJAMA PARTY.....	9
*NEW* CATS PAJAMAS.....	8	PAPER PIECED SAMPLER.....	9
*NEW* COLOR BY THE YARD.....	9	PHOTO TRANSFER.....	8
*NEW* COZY COAT.....	10	*NEW* PLAID 9-PATCH.....	8
*NEW* CRAYOLA 101.....	9	*NEW* QUIK! BABY QUILTS.....	5
DOODLE & DO Sweatshirt Jacket.....	10	QUILTMaking FOR BEGINNERS.....	4
*NEW* FINISH THAT PROJECT!.....	2,5	*NEW* RAG QUILT IN THE ROUND.....	8
*NEW* FLORAL TRELLIS.....	9	RAGGEDY HEARTS.....	8
*NEW* FREDDY'S SCHOOLHOUSE.....	8	*NEW* SCRUBS MADE EASY.....	10
GARDEN GIRLS.....	9	*NEW* SQUARE IN A SQUARE IN A SQUARE....	5
GARDEN TWIST QUILT.....	5	STRAPPY JUMPER.....	10
*NEW* HAND DYED/STRIP TEASE.....	9	STRING QUILT.....	9
HAND QUILTING.....	4	TAKE ALONG HEXAGON PROJECTS.....	5
HAWAIIAN QUILTING.....	9	T-SHIRT QUILT.....	9
HEIRLOOM MACHINE QUILTING.....	4	*NEW* WILD THINGS.....	10
*NEW* HIDE & SEEK.....	5	WOOL FELT PROJECTS.....	5

## UPCOMING EVENTS

Event	Dates & Times	More Info on Page
OPEN HOUSE/MEET THE TEACHERS	Saturday, Jan 10, 11am-2pm	1
SOUPER BOWL SUNDAY SALE & SEW-IN	Sunday, Feb 1, 11am-5pm	12
GLENDALE QUILT SHOW - 25th Annual	Friday, Mar 19; Saturday, Mar 20; Sunday, Mar 21	10
PAINTED TURTLE Sew-In/Knit-Out Events	Saturdays, 10am-4pm: Jan 24, Feb 8, Mar 13, Apr 10	2
FINISH THAT PROJECT!	2nd Fridays, 10:30am-4:30pm: Jan 9, Feb 13, Mar 12, Apr 9	2
	Last Fridays, 6pm-12midnight: Jan 30, Feb 27, Mar 26, Apr 30	2
VOICES OF THE PAST QUILT CLUB	2nd Tuesdays, 6-7pm: Jan 13, Feb 10, Mar 9, Apr 13	3
	2nd Saturdays, 9-10am: Jan 10, Feb 14, Mar 13, Apr 10	3
TRUNK SHOWS/Quilt Exhibits	Crayola Quilts: Feb, Mar, Apr; Hoffman Challenge: Apr 23-May 10	3



## SOUPER BOWL SUNDAY SALE & SEW-IN

Sunday, February 1, 2004  
11:00am - 5:00pm

Bring a project and your sewing supplies for a  
**FREE SEW-IN** at Quilt'n' Things.  
While the guys are watching football,  
we'll be sewing up a storm.

**SALES Galore and Home Made Soup will be served!**

**Space is limited, so sign up early.**

### SHOP HOURS

Closed Monday ♥ Tuesday: 10am-7pm ♥ Sunday: 12-4pm  
Wednesday, Thursday, Friday, Saturday: 10am-5pm



### Quilt'n' Things

2411 Honolulu Avenue  
Montrose, CA 91020  
(818) 957-2287

web: [www.quiltntthings.com](http://www.quiltntthings.com)  
email: [darly@quiltntthings.com](mailto:darly@quiltntthings.com)

